



Learn on your own

Spotify is an app that lets you listen to music for free



Presented by



With funding from



Spotify

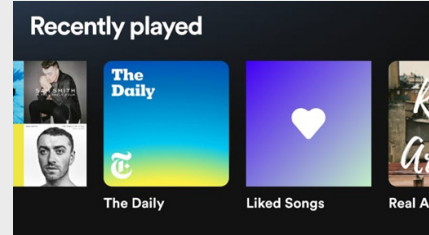
1



Find the Spotify app

- Find the Spotify app. You can look for it on your device's home screen or in the app launcher. The app launcher shows you all the apps you have on your device.
- Tap on the **Spotify** app to open it
- If Spotify isn't installed on your device, open the Play Store. You can search for Spotify and download the app. If you've never downloaded apps before, do [this lesson](#).

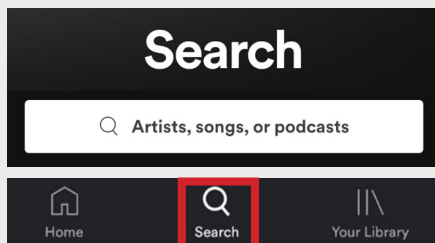
2








Spotify homepage

- If you don't have a Spotify account, tap **Sign Up Free** and follow the instructions
- It's best to use Spotify when you're connected to wifi because it needs an internet connection. You might have to pay money if you use your device's data plan instead of Wi-Fi.
- If you've never used [wifi](#) before, do this [lesson first](#)

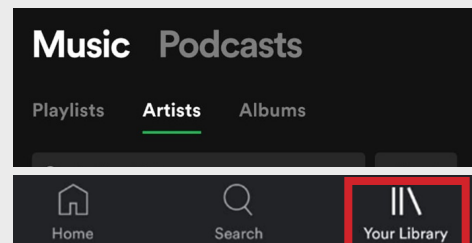
3



Search for music

- Tap the **search** button 
- Type the name of any song, album, artist, genre, or podcast you want to listen to
- Tap on a song to play it. While you're listening, you can tap play , pause , next song , and previous song .

4



Library

- Tap the **Library** button. You'll see any playlist, artist, or album you've been listening to.
- Try searching for your favourite musicians and play their songs to add them to your library