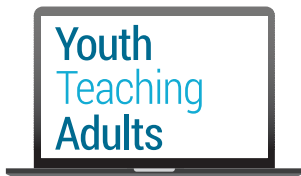
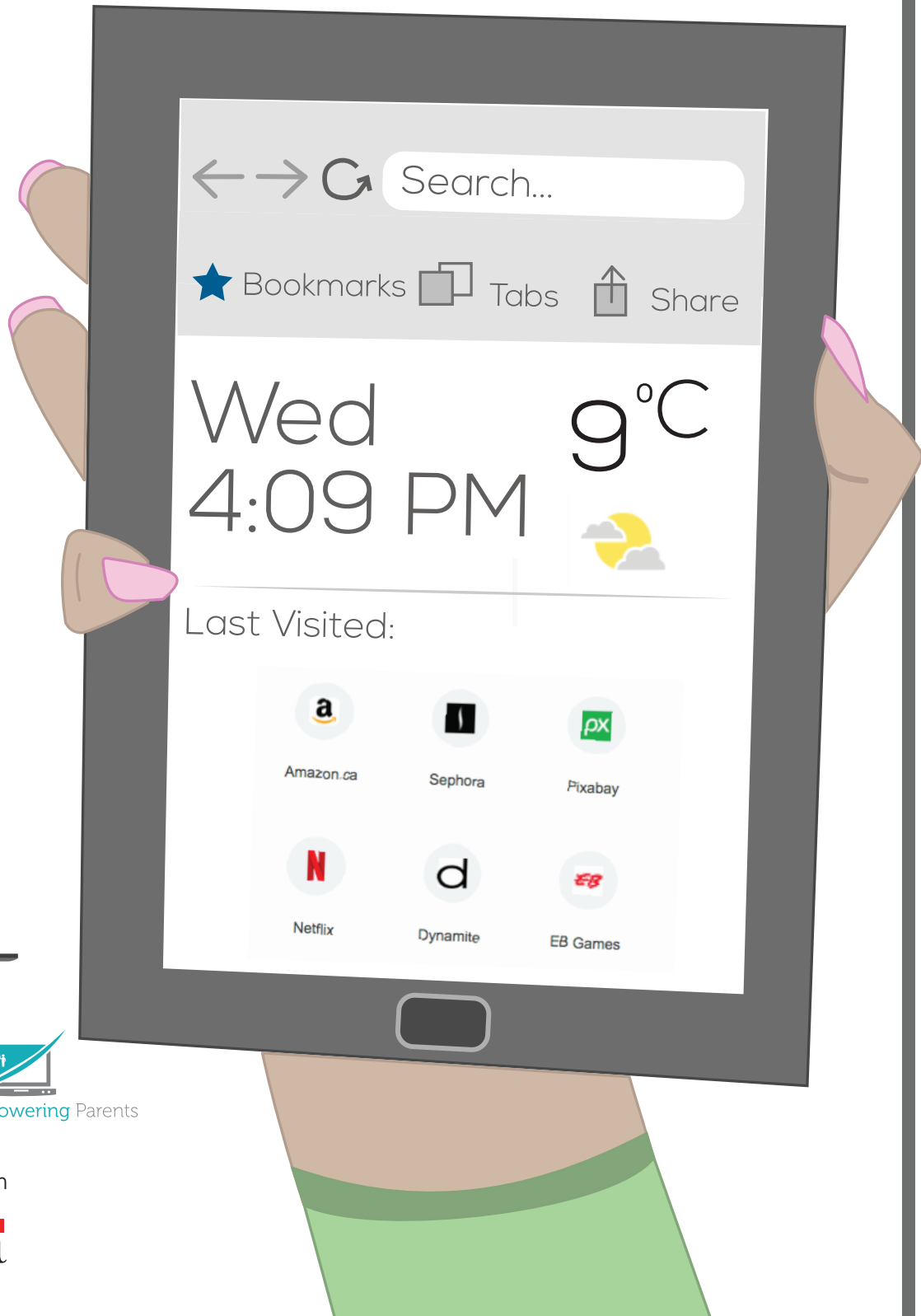




# Safari

An Internet Browser, such as Safari, is what you'll use to access the internet and visit different websites.



*Presented by*



With funding from



# Safari

1

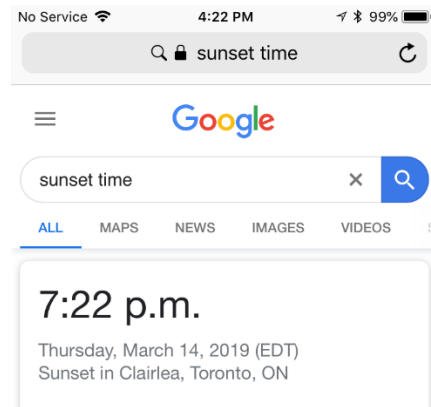
## Find the Safari app



- Ask your adult learner to find the Safari app. They can look for it on the home screen
- Ask your adult learner to tap on the Safari app to open it
- Explain to your adult learner that this app is used to search the internet
- Ask your student to type in **google.ca** in the address bar at the top of the page

2

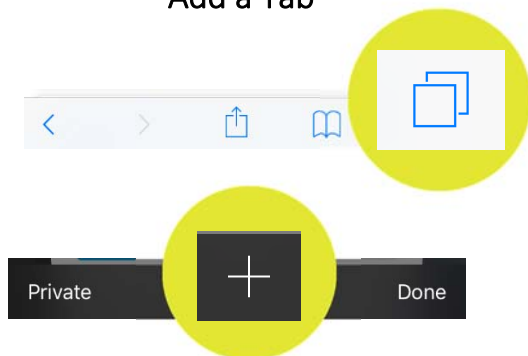
## Search the internet using Google



- Ask your adult learner to tap the address bar at the top of the page. They should type **google.ca**
- Explain that they can search for almost anything.
- Get your adult learner to type **sunset time** in the search bar. Then ask them to tap the **search** button.
- Ask your adult learner to read out what time the sun will set today

3

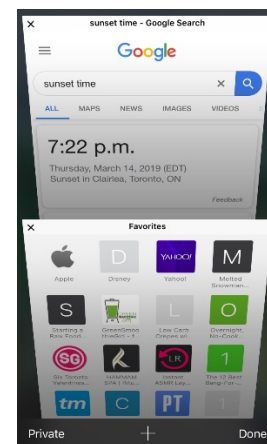
## Add a Tab



- Explain to your adult learner what a tab is. Tell them that you can have multiple tabs open at once.
- Show your adult learner how to add another tab. On some devices, you will see a plus (+) icon at the top of the screen.
- Ask your adult learner to open a new tab.

4

## Manage Tabs



- Show your adult learner how to switch between tabs
- Show your adult learner how to delete a tab. Tap the X.

5

## View the navigation tools



- Show your adult learner the back and forward buttons
- Ask your adult learner to go **back** to the Google homepage. Then ask them to go **forward** to the page that shows the sunset time.

6

## Practice



- Ask your adult learner to add 5 new tabs
- In each tab, ask them to search for something new. For example:
  - ↳ What time is it in India
  - ↳ Weather in Hawaii
  - ↳ Dumpling recipe
  - ↳ How old is Canada
  - ↳ Where is the nearest Tim Horton's
- Ask your adult learner to delete all of the tabs