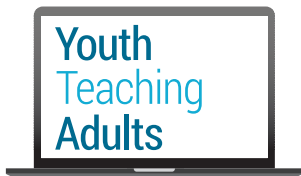
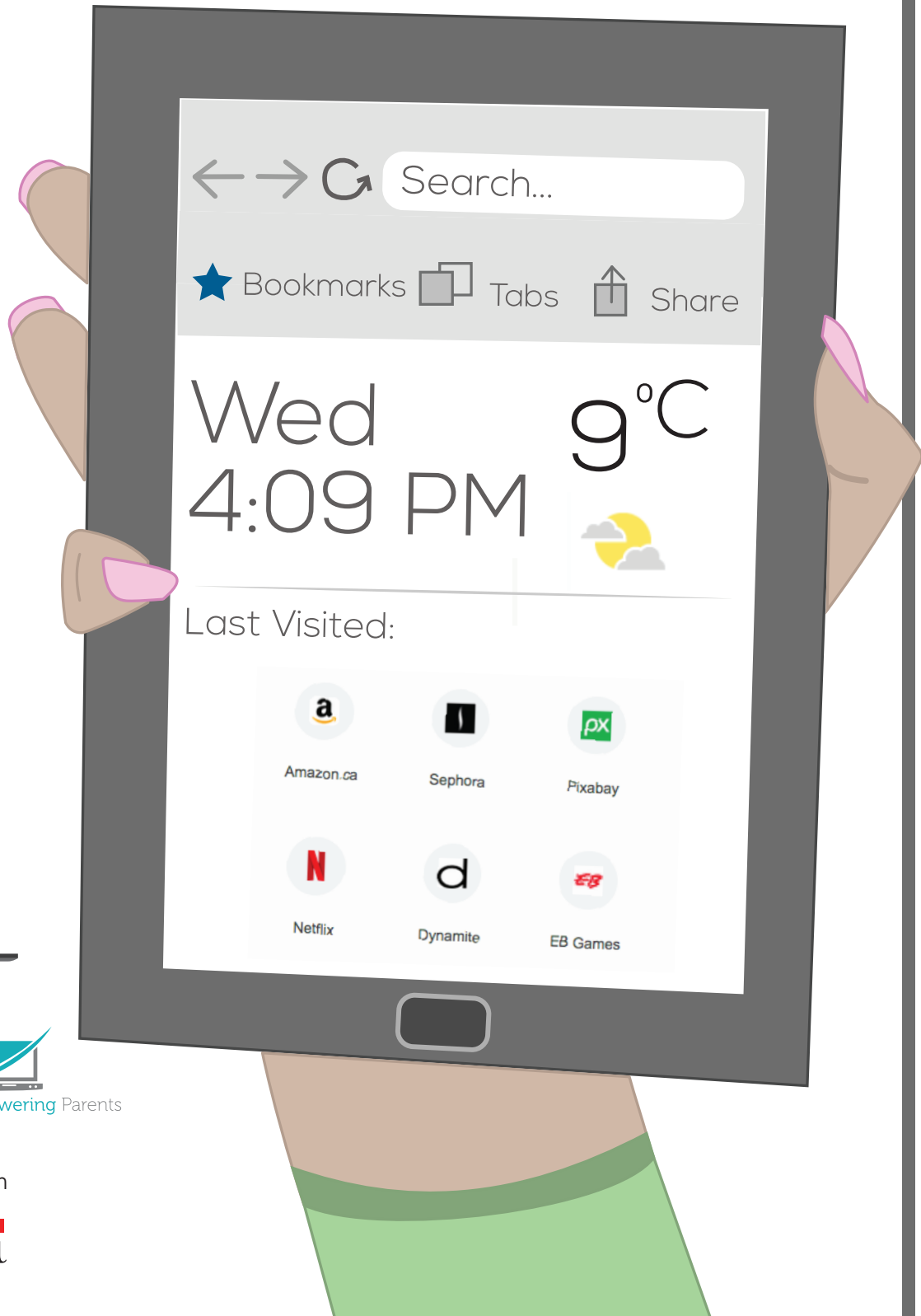




Google Chrome

An Internet Browser, such as Google Chrome, is what you'll use to access the internet and visit different websites.



Presented by



With funding from



Internet Browser

1

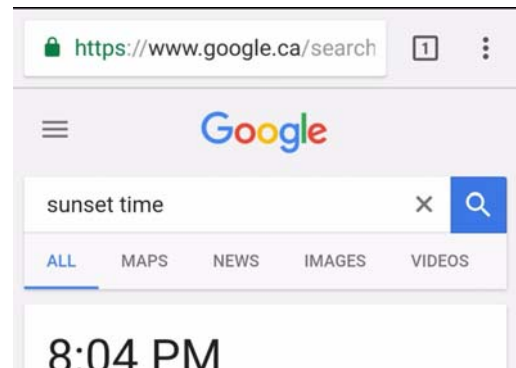
Find the Chrome app



- Ask your adult learner to find the Chrome app or any other app that is an Internet browser. They can look for it on the home screen or the app launcher
- Ask your adult learner to tap on the Chrome app to open it
- Explain to your adult learner that this app is used to search the internet

2

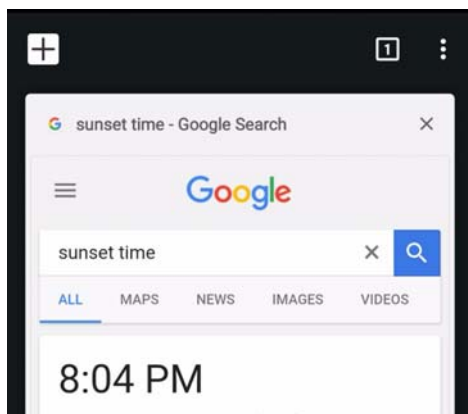
Search the internet using Google



- Ask your adult learner to tap the address bar at the top of the page. They should type **google.ca**
- Explain that they can search for almost anything.
- Get your adult learner to type **sunset time** in the search bar. Then ask them to tap the **search** button
- Ask your adult learner to read out what time the sun will set today

3

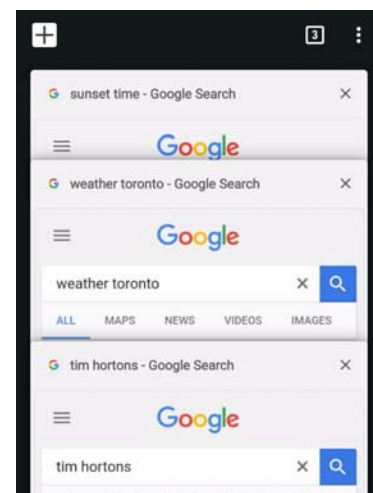
Add a Tab



- Explain to your adult learner what a tab is. Tell them that you can have multiple tabs open at once.
- Show your adult learner how to add another tab. On some devices, you will see a plus (+) icon at the top of the screen.
- Ask your adult learner to open a new tab.

4

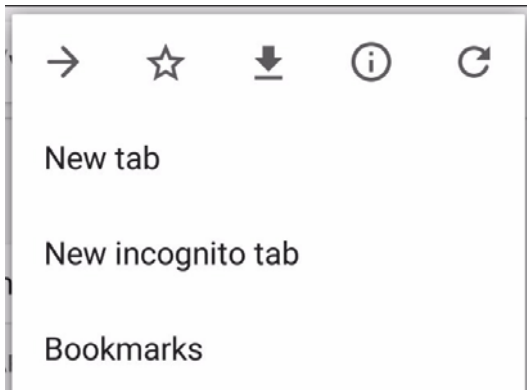
Manage Tabs



- Show your adult learner how to switch between tabs
- Show your adult learner how to delete a tab. Tap the **X**.

5

View the menu



- Show your adult learner the back and forward buttons
- Ask your adult learner to go **back** to the Google homepage. Then ask them to go **forward** to the page that shows the sunset time.

6

Practice



- Ask your adult learner to add 5 new tabs
- In each tab, ask them to search for something new. For example:
 - ↳ What time is it in India
 - ↳ Weather in Hawaii
 - ↳ Dumpling recipe
 - ↳ How old is Canada
 - ↳ Where is the nearest Tim Horton's
- Ask your adult learner to delete all of the tabs