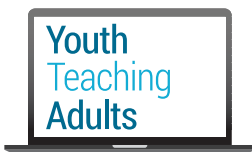
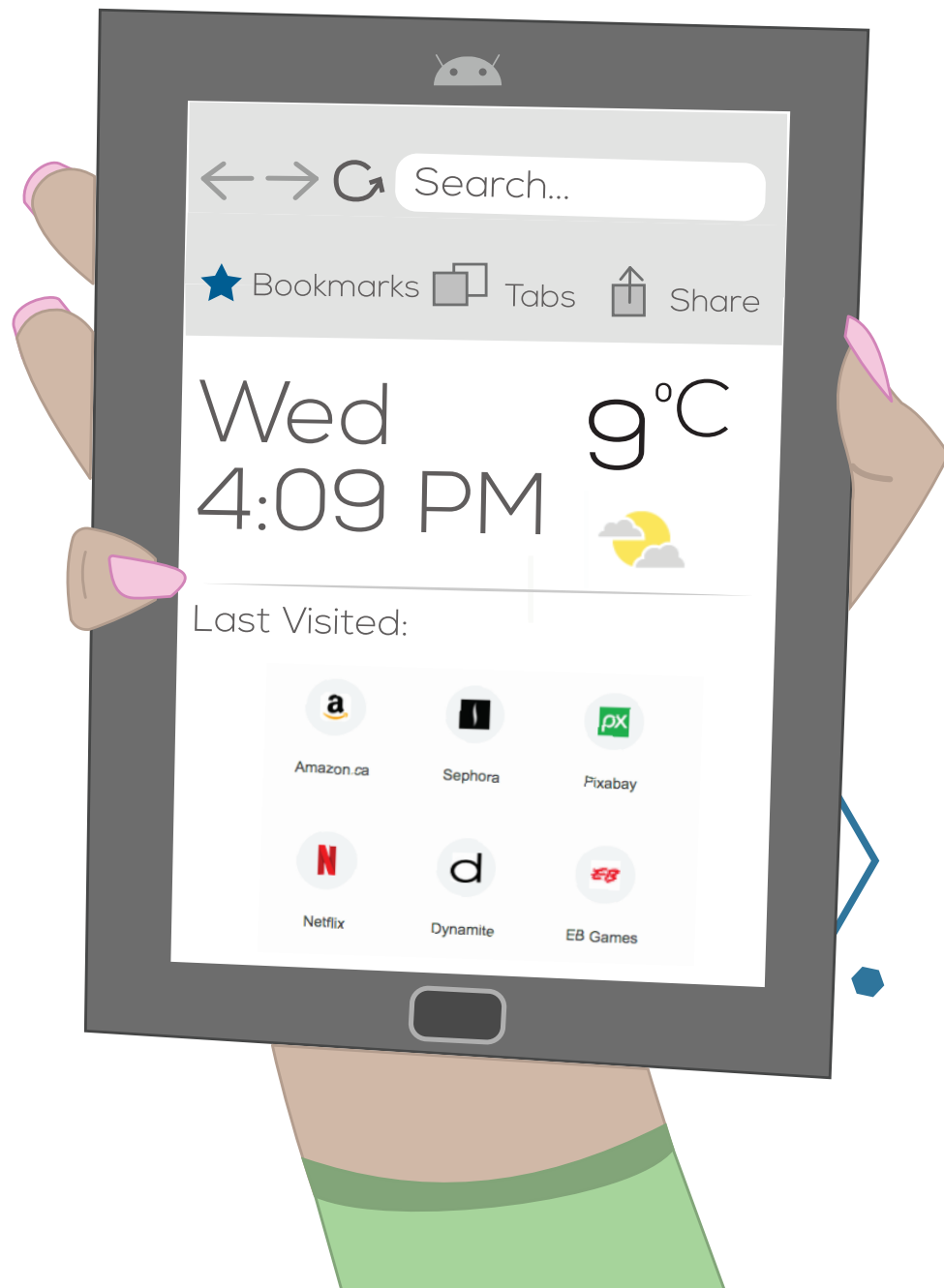




Learn on your own

An Internet Browser, such as Chrome, is what you'll use to access the Internet and visit different websites



Presented by



With funding from



Chrome

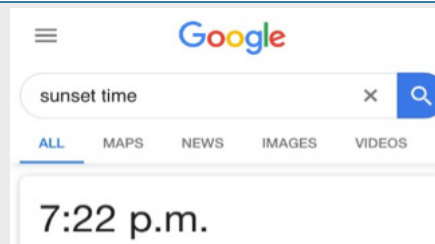
1



Find the Chrome app

- Find the Chrome app. You can look for it on your device's home screen or in the app launcher. The app launcher shows you all the apps you have on your device.
- Tap on the **Chrome** app to open it
- You can use the Chrome app to search the Internet


2



Search the Internet using Google

- Tap the address bar at the top of the page. Then, type **google.ca**.
- You can search for almost anything
- Type **sunset time** in the search bar. Then tap the **search** button.
- Read out what time the sun will set today

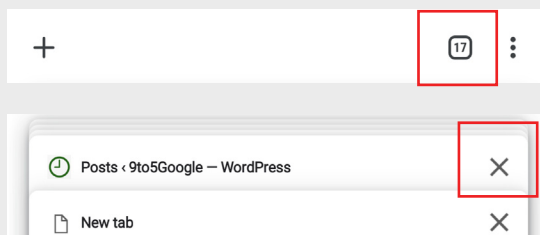
3



Add a tab

- A tab is one webpage you're on. You can have lots of tabs opened at once.
- To add another tab, tap the plus + icon at the top of the screen.
- Open a new tab

4



Manage tabs

- To switch between tabs, tap the **tabs** icon at the top right of your screen
- To delete a tab, tap the **X** at the top right corner of each tab

Chrome

5



Go back and forward

- The back and forward buttons are the 2 arrows at the bottom left of your screen
- Go **back** to the Google homepage by tapping the arrow that is pointing to the left. Then, go **forward** to the page that shows the sunset time by tapping the arrow that points to the right.
- **Note:** not all Android devices have the forward button

6



Practice

- Add 5 new tabs
- In each tab, search for something new. For example:
 - What time is it in India
 - Weather in Hawaii
 - Dumpling recipe
 - How old is Canada
 - Where is the nearest Tim Horton's
- Delete all of the tabs