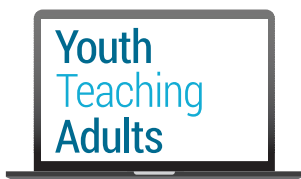
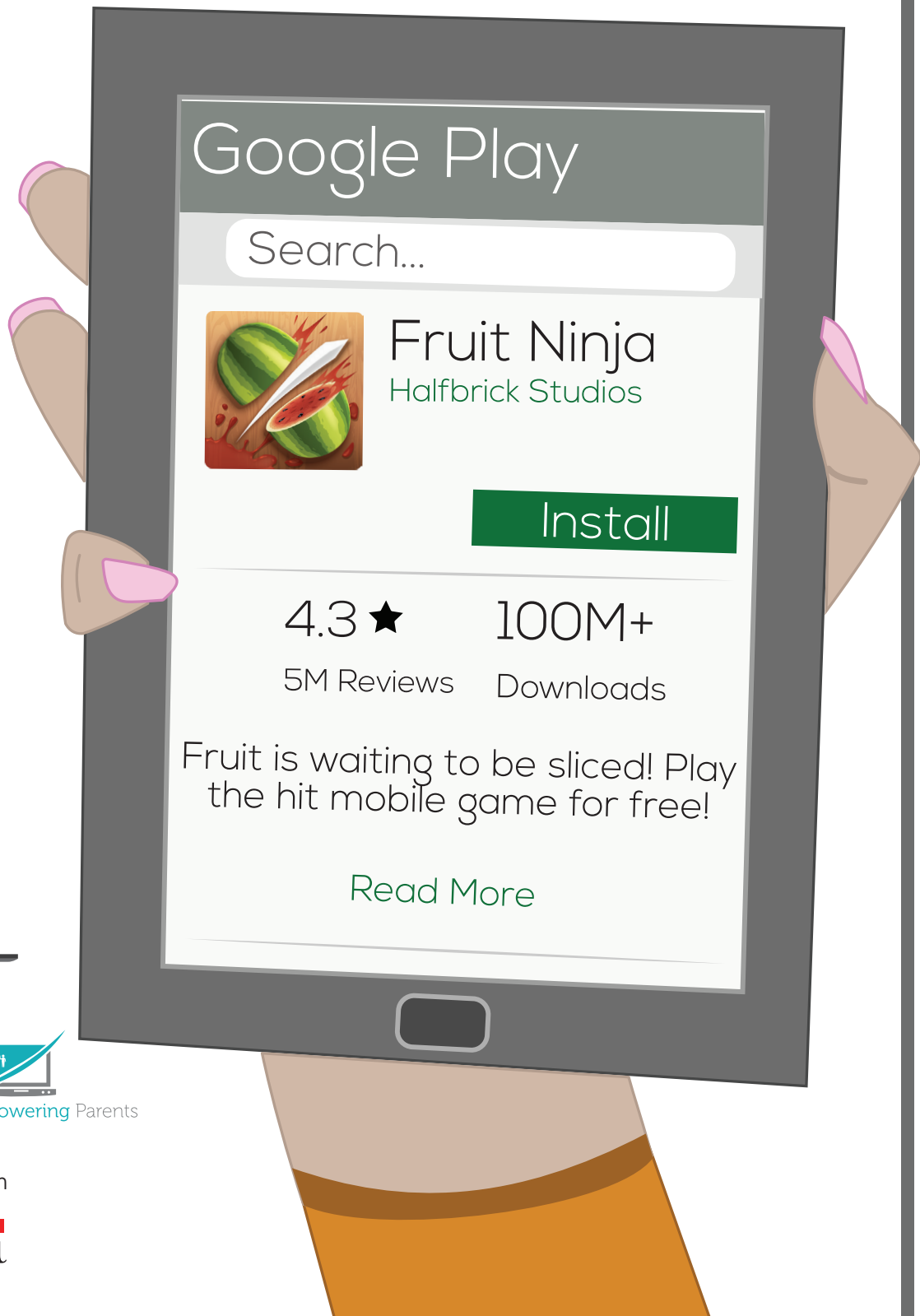




Play Store

The Google Play Store is where you can find new apps for your device, such as games or other useful things. Many of them are free.



Presented by



With funding from



Downloading Apps

1

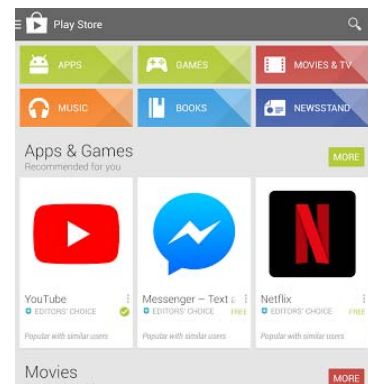
Find the Play Store app



- Ask your adult learner to find the Play Store app. They can look for it on the device's home screen or in the app launcher.
- Ask your adult learner to tap on the Play Store app to open it

2

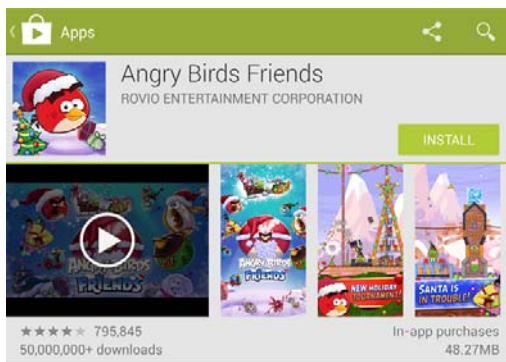
Search for an app in the Play Store



- Show your adult learner the games, music and apps categories.
- Tell them the Play Store contains many free and paid apps. They can add these apps to the device.
- Ask them to type **Angry Birds** into the search bar

3

Download Angry Birds



- Ask your adult learner to download the free Angry Birds app. Let them know that Angry Birds is a free game.
- Show them some of the details:
 - ↳ how many times it has been downloaded
 - ↳ the rating
 - ↳ the description
- Once the app is installed, ask your adult learner to tap the **Open** button to open the app

4

Play Angry Birds



- Show your adult learner how to play the game. Explain what they will need to do:
 - ↳ Drag their finger on the screen
 - ↳ Aim
 - ↳ Release their finger from the screen
- Ask your adult learner to finish the first 3 levels
- Have fun!