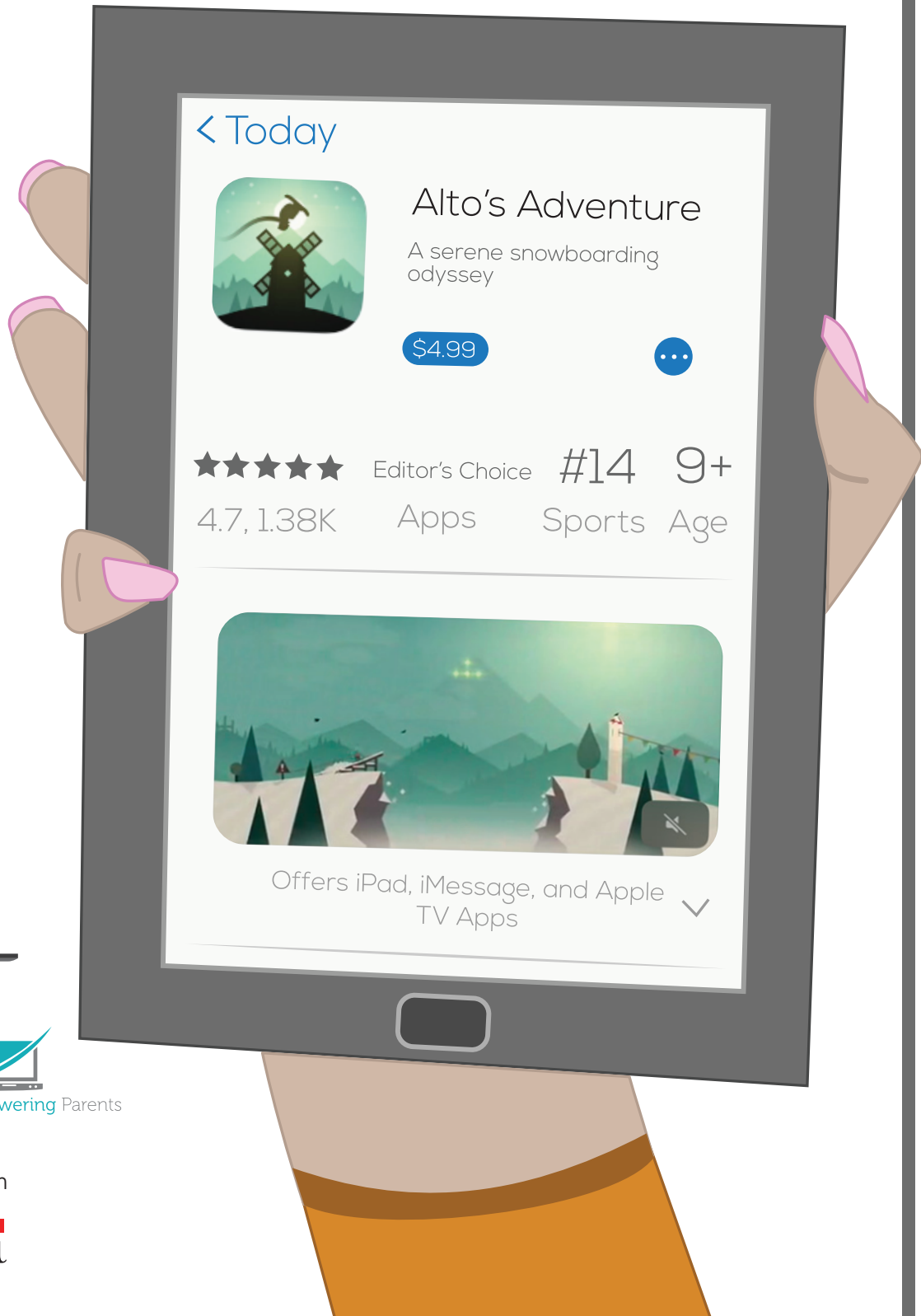




# App Store

The App Store is where you can find new apps for your device, such as games or other useful things. Many of them are free.



< Today



## Alto's Adventure

A serene snowboarding odyssey

\$4.99



Editor's Choice

#14


9+

4.7, 1.38K

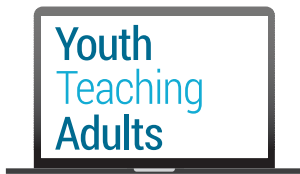
Apps

Sports

Age



Offers iPad, iMessage, and Apple TV Apps



Presented by



With funding from



# Downloading Apps

1

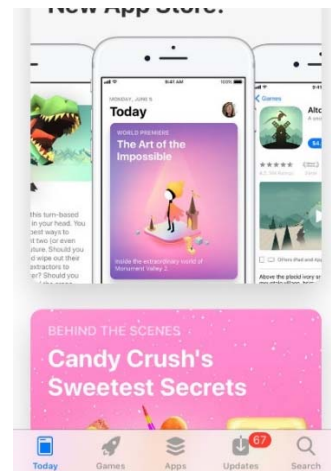
## Find the App Store



- Ask your adult learner to find the App Store. They can look for it on the device's home screen.
- Ask your adult learner to tap on the App Store app to open it

2

## Search for an app in the App Store



- Show your adult learner the games, music and apps categories.
- Tell them the Play Store contains many free and paid apps. They can add these apps to the device.
- Ask them to type **Angry Birds** into the search bar

3

## Download Angry Birds



- Ask your adult learner to download the free Angry Birds app. Let them know that Angry Birds is a free game.
- Show them some of the details:
  - ↳ how many times it has been downloaded
  - ↳ the rating
  - ↳ the description
- Once the app is installed, ask your adult learner to tap the **Open** button to open the app

4

## Play Angry Birds



- Show your adult learner how to play the game. Explain what they will need to do:
  - ↳ Drag their finger on the screen
  - ↳ Aim
  - ↳ Release their finger from the screen
- Ask your adult learner to finish the first 3 levels
- Have fun!