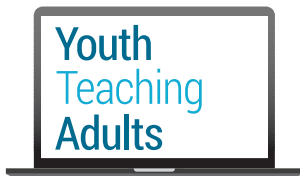
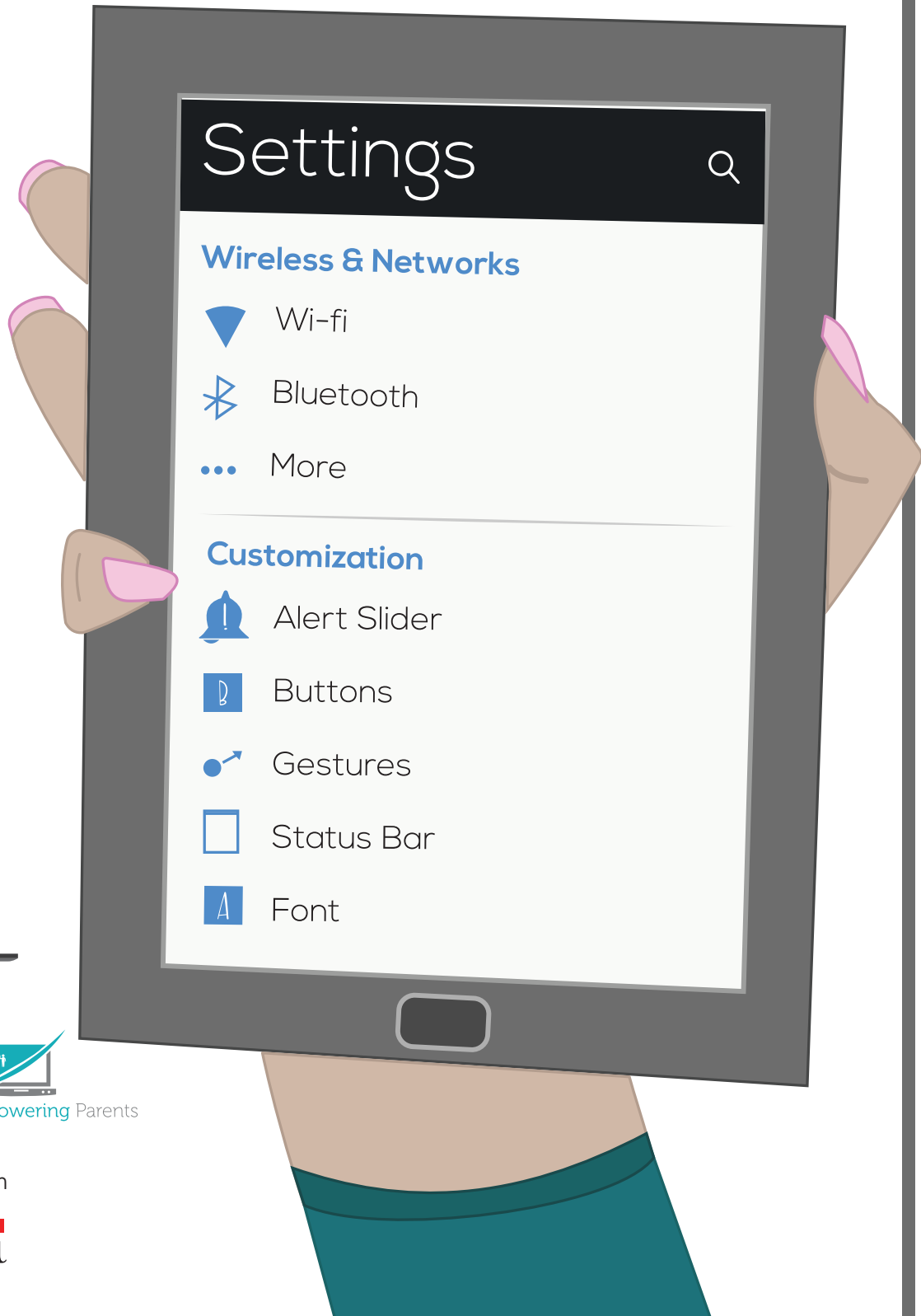




Device Settings

Device settings let you change many things on your device, such as the speaker volume, brightness, and text size.



Presented by



With funding from



Device Settings

1

Open Settings



- Ask your adult learner to find the settings icon. They can look for it on the home screen.
- Ask your adult learner to tap on the settings icon to open it

2

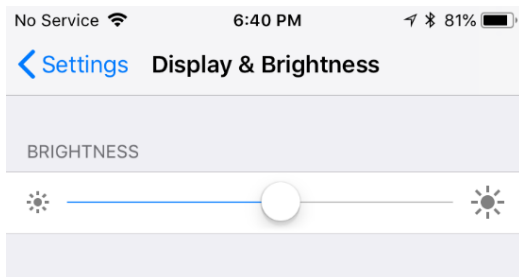
View the settings menu



- Explain to your adult learner that the settings menu lets them change things on their device, like:
 - ↳ volume
 - ↳ screen brightness
 - ↳ text size

3

Adjust the brightness and volume



- Ask your adult learner to tap on **Display & Brightness**. Then ask them to change the screen brightness.
- Explain that the brighter the screen is, the better they can see it. But a brighter screen also drains the battery faster.
- Ask your adult learner to go back to the settings menu. Then ask them to tap on **Sounds**.
- Explain what each volume control is for
- Ask them to adjust the volume for each control

4

Make the text larger



- Ask your adult learner to go back to the settings menu. Ask them to search for **Accessibility** and tap on it.
- Ask them to look for an option called **Large Text**. Ask them to make the text larger.
- Explain to your adult learner that they can use this setting to change the text size. If they find it hard to read the screen, larger text can help.