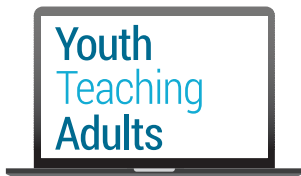




# Gestures

Gestures are different finger movements you'll use on any touchscreen device. You'll use your fingers to tell your device what to do.



*Presented by*



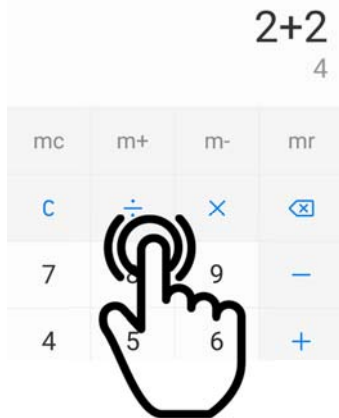
With funding from



# Device Gestures

1

## Tap on the screen



- Find and open the calculator app for your adult learner
- Ask your adult learner to touch the screen with the tip of their finger. This is called **tapping**.
- Ask your adult learner to do a simple calculation to practice their tapping. For example, they could do  $2 + 2$  or  $5 + 5$ .

2

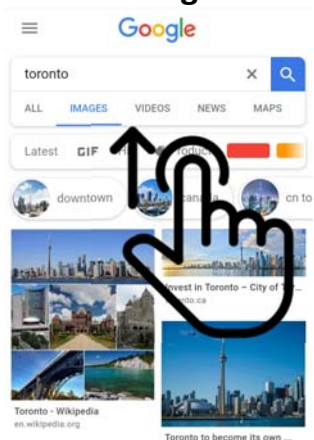
## "Pinch" and "spread"



- Open an internet browser for your adult learner and go to **google.ca**
- Ask your adult learner to touch the device with two fingers. Then ask them to drag their fingers farther apart to **zoom in**.
- Ask your adult learner to touch the device with two fingers. Then ask them to drag their fingers closer together to **zoom out**.
- Ask your adult learner to zoom in and out on the Google homepage

3

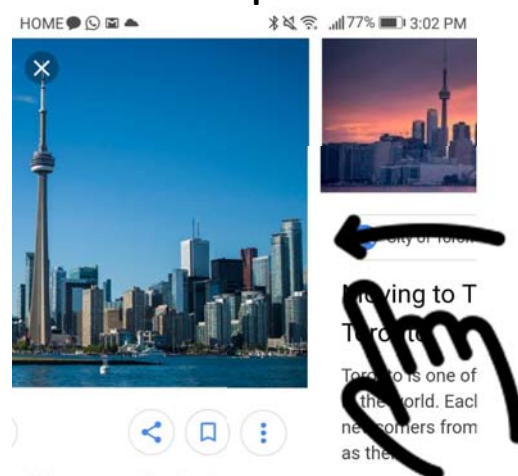
## "Drag"



- On **google.ca**, ask your adult learner to tap **Images**
- Ask your adult learner to tap in the search box. Then ask them to type **Toronto** and tap the search button.
- Ask them to touch the screen and slide their finger up and down to see all the pictures

4

## "Swipe"



- Ask your adult learner to tap on a picture to make it bigger
- Ask them to drag their finger from **right to left** to see the next picture
- Ask them to drag their finger from **left to right** to see the previous picture