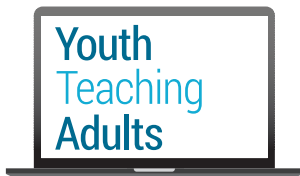




# Wi-Fi

Wi-Fi is a technology that lets you wirelessly connect to the internet. You will need an internet connection to use many of the apps on your device.



*Presented by*



With funding from



# Connecting to Wi-Fi

1

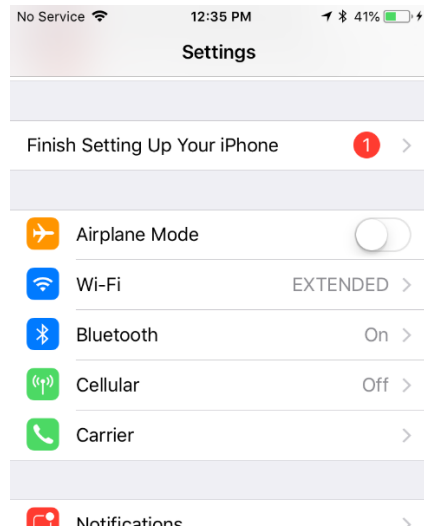
## Find the settings icon



- Ask your student to find the settings icon. They can look for it on the device's home screen.
- Ask your student to tap on the settings icon to open it

2

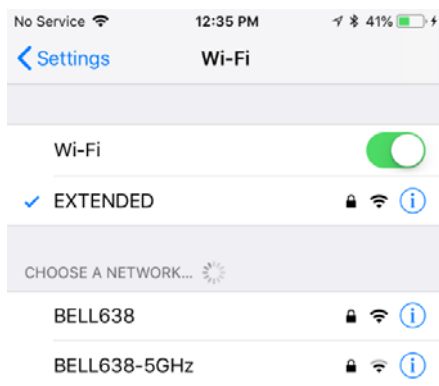
## Open the Wi-Fi settings



- Ask your student to look at the settings and find **Wi-Fi**
- Ask your student to tap on **Wi-Fi** to see the internet options

3

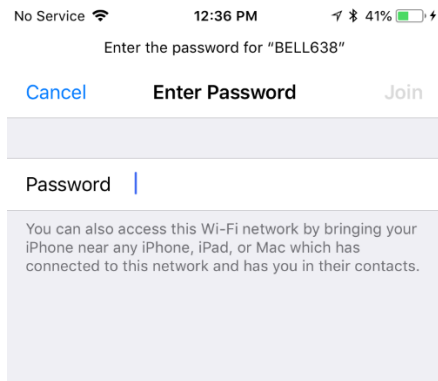
## Connect to Wi-Fi



- Explain to your student that they need a Wi-Fi connection to use the internet
- Show them the Wi-Fi button. Ask them to turn it off. Then ask them to turn it back on.

4

## Put in the Wi-Fi password



- Explain to your student that some Wi-Fi connections have passwords. Your student will have to know the Wi-Fi password to get onto the internet.
- Explain to them that in some places, they might not need a password:
  - ↳ In some restaurants
  - ↳ In some coffee shops
  - ↳ In some libraries