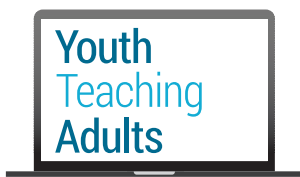




# Facebook Messenger

Facebook Messenger is an app that lets you have private conversations and video calls with your Facebook friends.



*Presented by*



With funding from



# Facebook Messenger

1

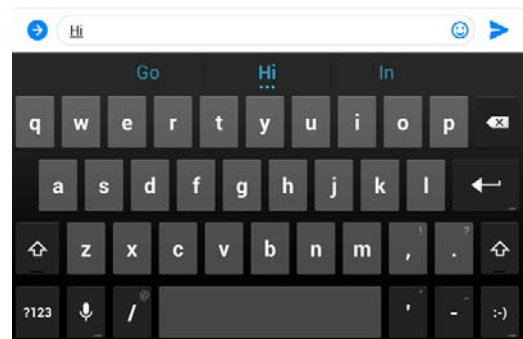
## Find the Messenger app



- Ask your adult learner to find the Messenger app. They can look for it on the device's home screen or in the app launcher.
- Ask your adult learner to tap on the Messenger app to open it
- If Messenger is not installed on the device, ask your adult learner to open the Google Play Store. They can search for "Messenger" to download it.

2

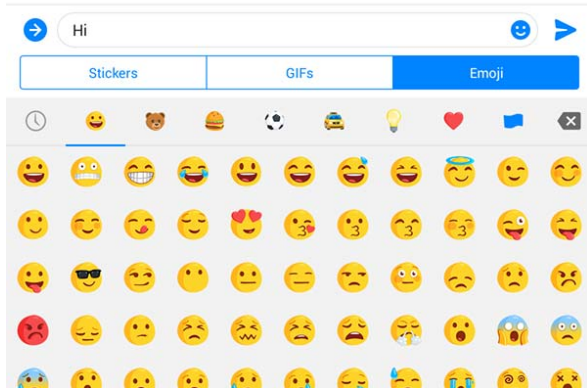
## Type a message



- Explain to your adult learner that Messenger lets them send messages to their Facebook friends
- Show your adult learner how to choose a friend they want to send a message to
- Ask your adult learner to select a friend to send a message to
- Ask your adult learner to start typing a short message, such as **Hi** or **Hello**. Don't hit "send" yet.

3

## Emojis



- Explain to your adult learner what an emoji is
- Ask your adult learner to press on the emoji button. Ask them to choose an emoji to add to the message.
- Show your adult learner the **send** button.
- Ask them to tap the send button to send the message

4

## Pictures and voice recordings



- Show your adult learner how to send a picture
- Show your adult learner how to send a voice recording message